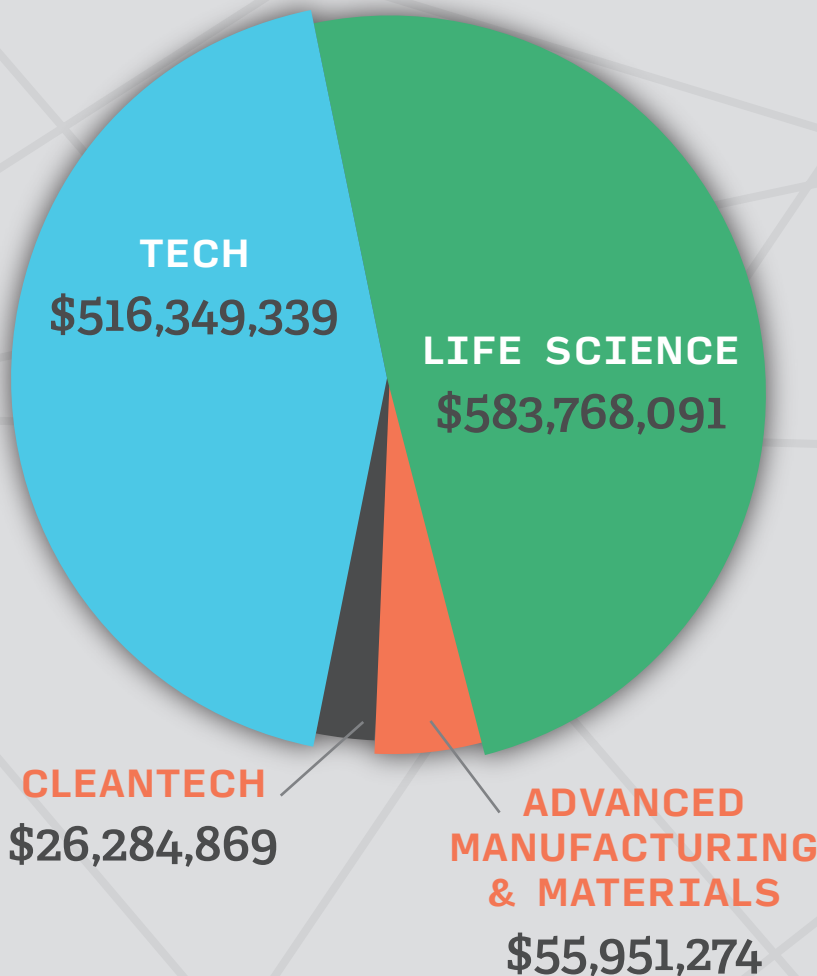


EQUITY FUNDING

191 Deals • 170 Companies

TOTAL FOR 2015

\$1,182,353,573



Total Funding

2015	\$1,182,353,573
2014	\$532,641,991
2013	\$396,309,148

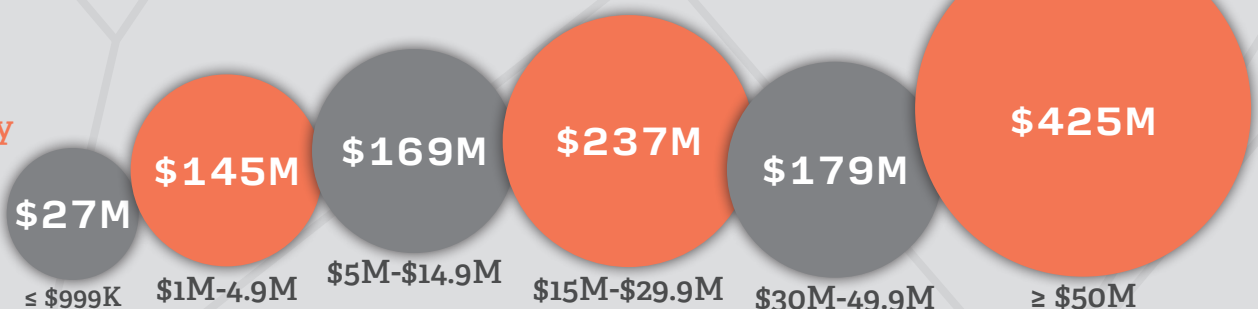
Funding by Sector

Year	Tech	Life Science	Advanced Manufacturing & Materials	Cleantech	Other
2015	\$516,349,339	\$583,768,091	\$55,951,274	\$26,284,869	\$1,060,200,000
2014	\$261,829,537	\$186,756,355	\$74,241,324	\$9,814,775	\$81,400,000
2013	\$91,698,103	\$223,711,381	\$70,649,664	\$10,250,000	\$100,000,000

Funding by Top Cities/Region

Triangle Region	\$881,932,658
Durham	\$300,345,398
Charlotte	\$269,847,648
RTP	\$242,573,940
Raleigh	\$116,532,706

Funding by Deal Size

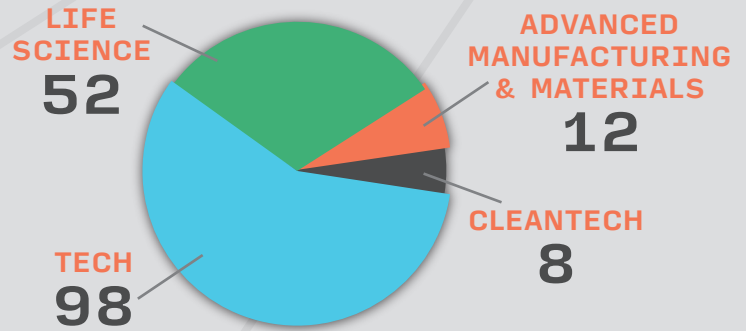


EQUITY DEALS

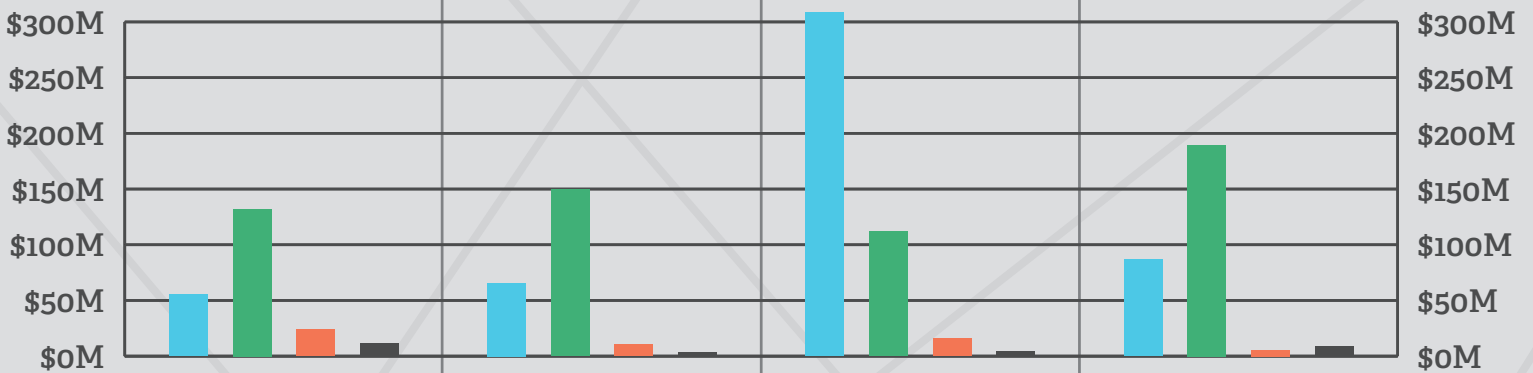
TOTAL # OF EQUITY DEALS

191

OF COMPANIES COMPLETING DEALS



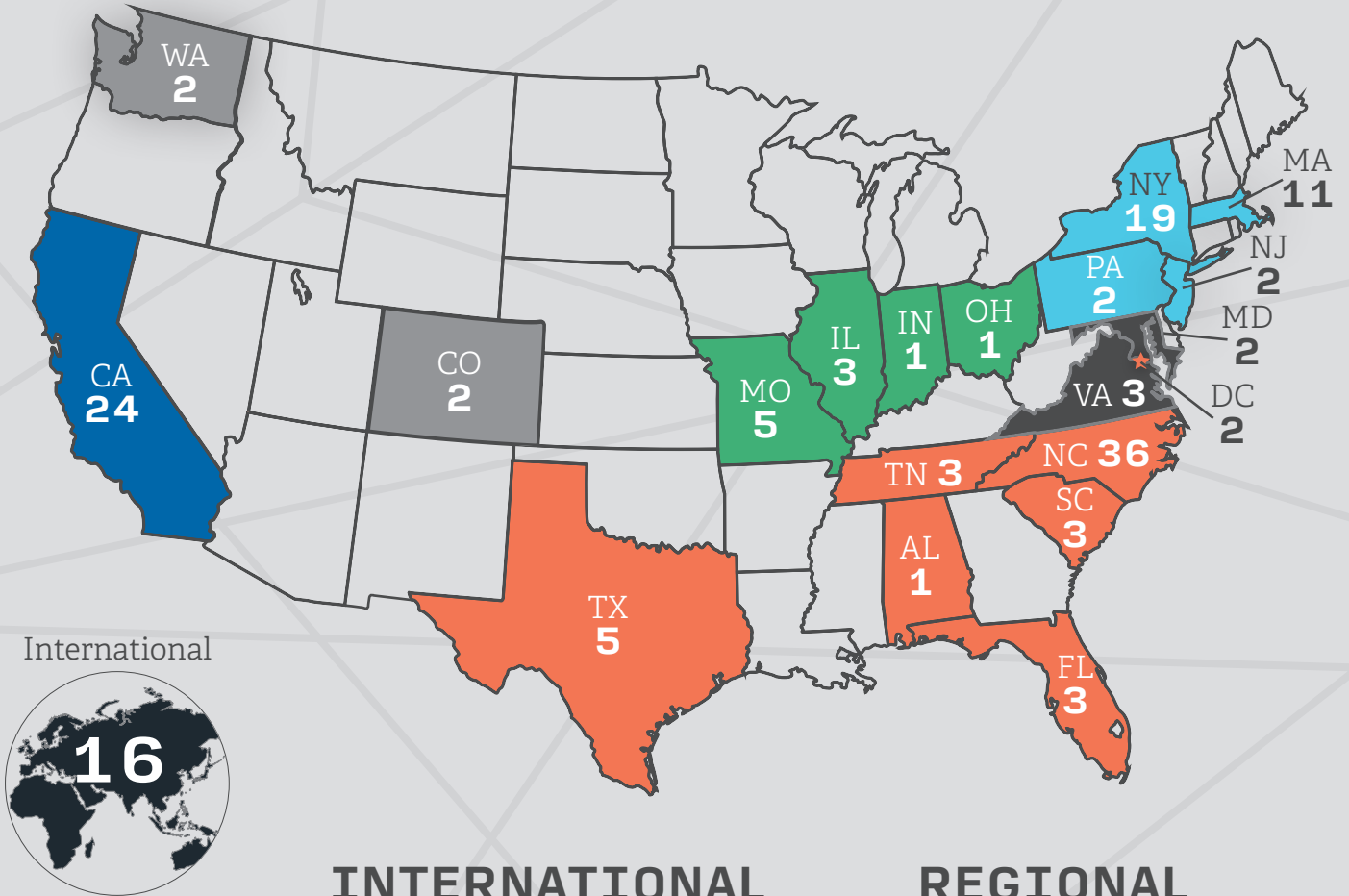
Q1	Q2	Q3	Q4
Deals 49	Deals 49	Deals 53	Deals 40
Companies 46	Companies 46	Companies 46	Companies 32
Total Equity \$223,186,800	Total Equity \$227,291,200	Total Equity \$441,093,974	Total Equity \$290,781,599



Tech \$55,537,746	Tech \$65,784,161	Tech \$308,377,577	Tech \$86,649,855
Life Science \$132,076,554	Life Science \$149,957,039	Life Science \$112,244,037	Life Science \$189,490,461
Adv. Man. & Mat. \$23,900,000	Adv. Man. & Mat. \$10,350,000	Adv. Man. & Mat. \$16,099,991	Adv. Man. & Mat. \$5,601,283
Cleantech \$1,672,500	Cleantech \$1,200,000	Cleantech \$4,372,369	Cleantech \$9,040,000

INVESTORS

146 UNIQUE
INSTITUTIONAL INVESTORS



INTERNATIONAL BREAKDOWN

China	3
Israel	3
UK	2
Singapore	2
Germany	1
France	1
Ireland	1
Belgium	1
Saudi Arabia	1
Thailand	1

REGIONAL BREAKDOWN

Northeast	34
Mid-Atlantic	7
Southeast	51
Midwest	10
Northwest	4
California	24
International	16


27 EXITS IN 2015

HIGHLIGHTS



MAXPOINT[®]

NYSE: MXPT



VTV Therapeutics

NASDAQ: VTVT



Salix
PHARMACEUTICALS, INC.



sprout
pharmaceuticals



Scioderm[™]



Bronto



ANSIBLE



Cardioxyl
PHARMACEUTICALS



ai AUTOMATED
INSIGHTS



nContact[™]
An Integrated Solution

The Innovators Report is made possible by generous gifts to the CED Annual Fund. Thank you to our many supporters! For more information on how to contribute, please visit www.cednc.org/donate.

REPORT SOURCES: CED, National Venture Capital Association (NVCA), North Carolina Biotechnology Center, EY, PwC, SBIR.gov